August 2021
Bulldog Breed Council
Gazette
Issue 012

BULLDOG ' Britain's National Breed'

BULLDOG BREED COUNCIL

Promoting healthy Bulldogs, carefully bred to the Kennel Club Breed Standard

http://www.bulldogbreedcouncil.co.uk

Come and Enjoy the Shows and events being organised by the Bulldog Breed Clubs.

All the details are in this Gazette

Please join the Bulldog Breed Council Education Station

Facebook Group:

Contents:

BULLDOG CLUBS NEWS
Club Show Reports
The Mastery of Judging
Highlighting The Pennines Bulldog Club
External Parasites
Interdigital Cysts
Bulldog Weight & Exercise
Bulldog Rescue Appeal
Where to Buy a Bulldog Puppy
Bulldog Colours
Your Responsibilities As A Dog Owner

BULLDOG BREED CLUBS AND SHOWS 2021

Club Secretaries details are on the Bulldog Breed Council website: www.bulldogbreedcouncil.co.uk

Bath & Western Bulldog Club

Champ Show: Monday 2nd August 2021

Judge Mr D McHale (Kelloe)

Venue: Bath Canine Society show Three Shires Field, Bannerdown Bath BA1 8EG

Open Show: Sunday 26th September 2021.

Judge Mrs Hayley Dodwell (Asharlo)

Venue: Westwoods Centre, North Leach, GL54 3QJ

Birmingham & Midland Counties Bulldog Club

Open Show: Sunday 5 December 2021

Judge: Ms Kimberly Nealings

Venue: Willenhall Chart WV13 2NS

Blackpool & Fylde Bulldog Club

Open Show: Friday 21st August 2021.

Judge : Ms Sarah Macdonald

Venue: Blackpool Champ Show Redwood Park, Pinfold Lane, Inskip Nr Preston

Open Show: Sunday 10th October 2021

Judge: Mr Phil Jones (Everbull)

Venue: Venue: Whiston Town Hall Old Colliery Road Whiston L35 3QX

Subs for 2021 are now due, we will be looking to welcome you all back. We will put out schedules in April when the state of the tiers will be known

Bulldog Day UK

Venue: Newark Showground NG24 2NY

Annual event for all Bulldog lovers with profits going to Bulldog Rescue and Rehoming Trust. Fun classes, doggy shopping experience and advice. But most of all FUN with your Bulldog

See you in 2022

British Bulldog Club

Championship Show Weekend:

20th/21st November 2021

The British Bulldog Club will be holding a huge weekend celebration of Bulldogs in November 2021 with TWO Championship shows

Judges will be: Saturday: Mr Kevin Davis (Mystyle)

Sunday: Ms Elizabeth Hugo Milam

On Saturday evening, (20th November) there will be a Memorial Dinner, remembering all our wonderful Bulldog friends who have recently died.

Venue: Royal Court Hotel, Tamworth Road, Coventry, CV7 8JG

Membership subs are now due, £8.00 overseas, £6.00 joint, £5.00 single. Payment via Paypal: secretary@britishbulldogclub.com or by cheque to Secretary.

Bulldog Club Incorporated

Details of the 'Incorporated' shows can be found on their website.

Bulldog Club of Scotland

Championship Show

23rd October 2021

Judge TBA

Venue: SRUC Barony Campus College, Parkgate, Dumfries and Galloway, Scotland, DG1 3NE

Bulldog Club of Wales

Open show Saturday 13th November 2021

Judge: Mrs Gail Westmorland (Gailbulls)

Venue: Caerwent Community Centre, Lawrence Crescent, Caerwent NP26 5NS

East Midlands Bulldog Club

Open Show: Sunday 3rd October 2021,

Judge: Mrs J Smith (Saintrosemil)

Venue: War Memorial Hall, Dorothy Avenue, Glen Parva, Leicester LE2 9JD

Junior Bulldog Club

Championship Show: Saturday 16th October 2021.

Judges: Dogs: Mrs S Garside (Iceglint)

Bitches: Mrs A Van den Heuval (Beefeaterbulls)

Venue: Brackley Leisure Centre, Springfield Way Brackley NN13 6JJ

Subs are now due. £5.00 single £9.00 joint. Payment can be made by Paypal: paypal@juniorbulldogclub.co.uk

London Bulldog Society

Limit Show: Sunday 24th October 2021

Judge Mr Richard Eaton (Ricatori)

Venue: Larkfield Village Hall, New Hythe Lane, Aylesford ME20 6PU

Manchester & Counties Bulldog Club:

UNFORTUNATELY THE SEPTEMBER OPEN SHOW HAS BEEN CANCELLED

Championship Show and Awards Evening :

Saturday 30th October 2021

Judges: Dogs Mr Paul Moody Bitches: Mrs Lorraine Watkins

Venue: TBA

Hope you will all join us in what will be a fantastic event

Membership for 2021 now due. £4.00 single £5.00 joint (same household) Fill in membership form on website and then Paypal payment as 'friends only': mcbcawards1897@aol.com

Northern Bulldog Club

DETAILS OF 2022 SHOWS COMING SOON

Northern Ireland Bulldog Club

DETAILS OF 2022 SHOWS COMING SOON

Northumberland & Durham Bulldog Club

Limit Show: Sunday 1st August 2021

Judge Mr Alessio Mucciarelli

Venue: Bowburn Community Centre Durham Road, Durham DH6 5AT

Championship Show: Sunday 19th September 2021

Judge: Mr Stu Lowthian (Tyneamite)

Venue: Darlington Dog Show. Ripon Racecourse

Open Show: Sunday 14th November 2021

Judge: Mrs Rachel McCormick (Mccorama)

Venue: Bowburn Community Centre Durham Road, Durham DH6 5AT

Pennines Bulldog Club

Championship Show: Sunday 7th November 2021

Judge: Mr Frank Kane (Hirontower)

Venue: The Speedwell Rooms, Inkersall Road, Staveley, Chesterfield S43 3JL

Plymouth Devon & Cornwall Bulldog Club

Champ. Show: **Sunday 8th August 2021**

Judge: Mr Peter New (Newrock)

Venue: Paignton & District Fanciers Association Westpoint Arena Clyst St Mary, Exeter EX5 1DJ

Open Show: **Sunday 1st May 2022**

Judge: Mr David Bell, (Pendlebriar)

Venue: Kentisbeare Village Hall Kentisbeare. EX15 2AB

Open Show: **Sunday August 7 2022**

Judge: Ms Ewa Larsson, (Britisher)

Venue Utility Day Paignton & District Fanciers Association Westpoint Arena Clyst St Mary, Exeter EX5 1DJ

Membership subs are now due: Please post to our Secretary, Mr C Little, 38 Lansdowne Drive, Sutton-on-Sea,

South of England Bulldog Society

Open Show: **Sunday 18th September 2021**

Judge: Mrs Sue Sibbick (Treasurabull)

Venue: Cobham Village Hall, Cobham KT11 2LU

Membership subs are now due: Please post to our Secretary

Yorkshire Bulldog Club

Limit Show & Silver Rose Puppy Comp: **Monday 30th August 2021**

Puppy Comp Judge: Mrs J Booth (Hobtop) (TBC)

Show Judge: Ms R Bonilla (Sharonbull)

Champ Show: **Saturday 13th November 2021**

Judge: Mr W Goodwin (Britishpride)

Venue: Brodsworth Miners Welfare Hall, Woodlands, Doncaster.

BRITISH BULLDOG CLUB OPEN SHOW

AND GOLD MEDAL PUPPY COMPETITION

Sunday 11th July

On Sunday 11th July, the British Bulldog Club held its Gold Medal Puppy Competition and Open Show.

With complementary Pimms, a fabulous BBQ (thanks to Claire Banister for lending the BBQ and Gas and to Stewart for being a brilliant chef), music from all eras—yes, even Matt Munro— and the ice cream van all helped created a wonderful garden party atmosphere.

The rosettes were an absolute work of art, created by the very talented Margaret Lunt .

Winner of the British Bulldog Gold Medal Puppy Comp: **Rosebulls Edith** with judges Mrs Debbie Bishoprick (Pheorm), Mrs Leiza Handley (Haddaway) and Mr Chris Bracken (Bradibie)

Open show winner **Rosebulls Edith** with Open show judge Mrs Victoria Eaton (Ricatori)

What an amazing day Master Henry Rose had handling Rosebulls Edith, winner of both the Puppy Competition and Best In Show at the Open

Winner of class 1 Puppy Comp Mystyle Hutchinson Milasha
Owner Mr & Mrs Lee

Winner of class 2 Puppy Comp Bullmont Lord of the Manor
Owned by Mr J Coburn

Winner of class 4 Puppy Comp Belushi Mon Cherie
Owned by Messrs Rodgers

Open Show Best Dog & Reserve Best In Show Prideofbully Night Fury
Owned by Mr S Bragger

BIRMINGHAM & MIDLAND COUNTIES CHAMPIONSHIP SHOW

Sunday 18 July 2021 Judge Mrs Petra Grell-Hansohm.

Yesterday we held our championship show and it was a great success

The judge Petra Grell-Hanson said she was very pleased with the standard and quality of all the dogs exhibited and enjoyed the day.

All the exhibitors appeared to enjoy the show and from a committee point of view we can say it was a pleasure to see you all again and we look forward to seeing you again and hopefully meeting new bulldog lovers

Please support your clubs as they all have had a tough time due to COVID

I hope to see you all again

John Shirley

Dog CC & Best In Show

BR USP CH Will Be Bulls Optimus Prime

Handles by Mrs Emma Simpson

Bitch CC

Starbornbullies Bubbles at Mellowmood Ikc

Owned by Mr & Mrs D Lees

Best Puppy In Show

Testwood Turn Back Time

Owned by Mrs P Freeman

BIRMINGHAM & MIDLAND COUNTIES CHAMPIONSHIP SHOW

Sunday 18 July 2021 Judge Mrs Petra Grell-Hansohm.

THE SHOW MUST GO ON !!!

Well what a roller coaster of a show this one was to arrange. There were twists and turns at every point.

To begin with things were normal, being planned like any other show, and then arrived COVID. We initially lost the venue due to restrictions on the amount of people that could be in an indoor sports hall but along came the wonderful Hound Show who had hired Stafford Showground for the weekend and were looking to hire the Sunday out to breed clubs. Perfect. Contacted them and all signed up, and we're ready to go again.

Then came the travel corridor lockdowns with the Balearics being a country on the amber watch list. This would have meant Petra would be able to come but would have to isolate for 10 days prior to the show.

Discussions were undertaken with Petra as to whether to hold out to see if the travel corridors changed or whether to offer our judge an alternative date. 100% respect to Petra who maintained that she would be here for the show, I myself had great concerns, and she held her nerve believing things would change.

We held out to as late as we could to hear the government's latest travel plans before our cut-off date and thankfully they changed the Balearics to a green travel corridor. Great, things were back on.

Then came the good old British weather. The week of our show we were hit with a heatwave with expected temperatures in the 30's for the day of our show which was initially being held outside. I decided to pop along to the Hound Show to discuss where our pitch would be and I am pleased to say they were helpful in moving us into an indoor space which had lots of room to spread out in, was nice and cool with a lovely breeze blowing through. Perfect for bulldogs (and owners) out of the sun.

Then another hitch! Our government then changed the Balearics back to an amber country 24hrs after our show which gave rise to concerns on how our Petra would get home. Again, Petra maintained there were no issues. I wish I had been as calm as her about it all.

Finally after issues with flight delays and PCR testing kits, we managed to bring Petra to Stafford Showground for the show, which was a huge success and a judging day she thoroughly enjoyed. On behalf of the committee and our judge, we would like to thank you for bringing your dogs and making it a great show.

From the committee to Petra, we thank you for your determination and belief that everything would turn out fine, which it did, and it was an absolute pleasure to have you judge our show.

Best wishes to all. xx

Claire
Hon Secretary
Birmingham & Midland Counties Bulldog Club

NORTHERN BULLDOG CLUB

CHAMPIONSHIP SHOW

Friday 23rd July 2021 Judge: MR. RON DAVIES (Avapal)

The Northern Bulldog Club held its first Championship show since the start of the Covid pandemic.

The show was held following the Leeds Championship show at Harefield House, and drew a fantastic entry of 103 for Ron Davies to go over.

The show was a tremendous success and congratulations go to the top winners detailed below:

BIS & DOG CC: Mascolbull Henrys Legacy at Carasmel

RBIS, BOS & BCC: Maghullpaws Targaryen

Reserve Bitch CC: Rosebull Edith

Reserve Dog CC: Rosebull His Royal Highness Mystyle

Best Puppy: Britishpride Rock and Roll

The Mastery Of Judging By Raymond H Oppenheimer

Raymond H Oppenheimer, the great Bull Terrier breeder wrote this in 1950:

Today is just brief but says so much.

"A good judge:

Must be honest,

Must be fearless,

Must have a complete knowledge of the anatomy and standard of their breed.

Must be possessed of a calm enough temperament and of sound enough judgement to put into practice what they know, during the hurly-burly of a big show.

Must have a flair which recognises quality, style, symmetry and balance, at a glance.

Finally, must conform to a certain technique of judging which enables him/ her to reach the correct conclusions themselves - and to do so in such a way that the exhibitors and spectators understand what he/she is doing

If the wrong dogs are put up consistently they are liable to be chosen for breeding which is likely to have a harmful effect on the breed concerned.

So it is very important that a high level of judging be maintained, (especially at breed club and general championship shows), for unless this happens, the general standard of the dogs will almost certainly deteriorate."

Just as a bit of background: Pat Dellar (Meriveen) was a Kennel Maid for Raymond Oppenheimer and said that he taught her an enormous amount, but particularly how to read a pedigree.

He was born in England on 13 November 1905, son of Louis and Charlotte Oppenheimer, and his family operated the De Beers diamond mines in South Africa. His uncle was Sir Ernest Oppenheimer, the co-founder of the Anglo American Corporation. He attended Harrow, an independent boy's school, then went on to the University of Oxford where he graduated in 1928 and joined the London office of his family's business. He became an executive just before World War II (1939–1945).

During the war Oppenheimer served in the Royal Air Force as a pilot officer, rising to the rank of Wing Commander. He inherited White Waltham Place (a Georgian manor house in Maidenhead, Berkshire, set in 300 acres) from his father. He was a director of Anglo American, but had considerable free time to devote to golf and dog breeding. At the age of 16 he was a scratch golfer at Temple Golf Club and was captain of the Oxford University golf team. He often won medals at St Andrews, and in 1930 he played for England in the annual England–Scotland Amateur Match

Raymond Oppenheimer was judging Bull Terriers as early as 1939 at the Morris and Essex Show. By 1957 he had become the leading expert on Bull Terriers, and spent much of his time supervising his kennels and judging in Britain, Europe and the United States. In 1969 he and his partner Eva Weatherill were breeding dogs at their Ormandy-Souperlative kennel. These were the leading Bull Terrier kennels in England. In 1970 he donated 50 acres from his White Waltham estate for use as a British Dog Centre. Oppenheimer died on 12 August 1984.

FEATURING THE PENNINES BULLDOG CLUB

Howard Street in Sheffield

The Sheffield and District Bulldog Club was founded in 1910 as a Gentleman Only club .

The Original venue where the club meetings took place was at Howard Street in Sheffield and well into the 1940s the Bulldog, etched on the glass window, could be seen.

Sheffield has a long history with bulldogs. The first bulldog to ever go into the Kennel Club stud book was named Adam who belonged to Jacob Lamphier and his son Fred Lamphier.

Fred Lampier became one of the earliest and most influential breeders in the town. Even the Sheffield Town Hall has a miner with a bulldog carved into the stone.

The early history of the club is sketchy as unfortunately most of the records have disappeared. In 1949 the club held their shows at Cemetery Road in Vestry Hall and the Secretary at the time was Mr F M Summer.

In 1973 Mr Herbert stood as Secretary for only a year, being replaced by Mr G Walsh in 1974. The President was Mr A C Braithwaite.

FEATURING THE PENNINES BULLDOG CLUB

In Feb of 1974 a show, which was being called 'The Rally for Yorkshire' was to be held at Mrs Thorn's home. A vote was taken for either 'All Bulldogs' or 'Varieties': Bulldogs won.

The Rally for Yorkshire involved all three Yorkshire clubs getting together as one: Sheffield and District Bulldog Club, Leodensian Bulldog Club and the Yorkshire Bulldog Club.

The three club Secretaries got together at the Leodensian BC for a meeting to discuss the day. *(Unknown to them, 34 years later, the Sheffield and District BC would open their arms to her sister club the Leodensian BC, and become the Sheffield and Leodenisian Bulldog Club.)*

1979 saw a new Secretary/Treasurer for the 'Sheffield' - Mrs Higginbottom who had been on the committee as far as my records take me to 1973 and a new President Mrs M Chambers.

In the 1980s Mr and Mrs Haydock would give interesting talks at the meetings with wide ranging subjects such as helping to show and even the odd film show

Mrs Higginbottom died in 1999, having run the club for 20 years. The new Secretary /Treasurer was to be Cathy Shotter. Also on the same day ,the President retired Mrs M Chambers, who had held the position since the early1970s .

The new President was Mr F Higginbottom.

In 2004 Cathy Shotter stepped down and Sharon Evison became the new Secretary/Treasurer. Fred Higginbottom who had given a lot of years to the club also sadly decided to stand down as Club President, but stayed on the committee until 2005. Fred sadly passed away in 2006. In 2006 Sharon Evison stepped down and Denise Lees became Secretary.

The Club started to print annual Show Calendars which proved to be a huge success, and still are.

The proudest day was the 2010 Centenary Show with world renowned judges Mrs Carol Newman (Wencar) Mr. Norman Davis (Ocobo) and Mrs Pat Dellar (Meriveen) as Referee. A quote from one of the judges Norman Davis "The show itself was fantastic!! And credit goes to all of the officers and committee for all of the planning and hard work over the past couple of years. You don't put on a show like that in a few weeks. This show will go down in the history of the breed as the best ever – Congratulations!"

Judges Mr Norman Davis and Mrs Carol Newman with Mr Ron Martin (John Bull)

The Judges with Referee Mrs Pat Dellar

Everybody enjoying the wonderful catering provided by Mrs Margaret Bell, Mrs Cathy Shotter and the Committee

The Club tried many new things for club members and people at the shows to enjoy on the day……..

The Club started to run its shows following the Leeds Championship Show at Harewood House which proved extremely popular

Next chapter:

The club had talks with other northern regional clubs to amalgamate and form a new club, keeping the history of all the clubs involved and to save shows.

We first spoke to the Yorkshire Bulldog Club, but they were not interested. It would have been good, with the story of the 'Rally for Yorkshire' above, but it was not to be.

The Club did however amalgamate with the Leodensian Bulldog *Club (Leodensian means originating from Leeds)* and became the Sheffield & Leodensian Bulldog Club.

FEATURING THE PENNINES BULLDOG CLUB

We were then in talks with the Rochdale and District Bulldog Club. Their club history is sketchy, but Anne Prescott was Secretary to 2007 when Miss Wales took over 2007 – 2009, and then Lorraine Watkins (Shipshape) became Secretary from 2009 – 2019.

Both Sheffield & Leodensian Bulldog Club and Rochdale Bulldog Club had Championship Shows on rotation, meaning it happened every 2 years. It took a long time to work with the Kennel Club to amalgamate the two clubs, but because they were both on rotation, it meant the new Club would be guaranteed annual Championship Shows for 10 years.

And So……. The new Club was born.

With Sheffield & Leodensian being one side of the Pennines and the Rochdale being on the other, following a vote the PENNINES BULLDOG CLUB name was chosen.

The Pennines are known as the ‘Back Bone of England’ so the name is very appropriate.

Lorraine was to be Secretary, with Denise the Show Secretary, but unfortunately Lorraine had to leave due to family health.

FEATURING THE PENNINES BULLDOG CLUB

Following its first AGM, Denise Lees was voted Secretary. The new club has five Championship judges and a strong committee from both clubs

President: Mr Ryan Rodgers, Chairman: Mr David Lees. Vice Chairman: Mrs Cath Rodgers
Secretary: Mrs Denise Lees,

THE INAUGRIAL PENNINES

BULLDOG CLUB CHAMPIONSHIP SHOW

2020 was our first Championship Show. The whole committee worked like clockwork - everyone did hands-on work for the club, for the breed and making it a memorable show for Bulldoggers.

We are now looking forward to putting on our next show 2021 with the esteemed and world famous All Round Judge – Mr Frank Kane (Hirontower)

BULLDOG BREED APPRECIATION DAY

August 28th Kegworth Village Hall DE74 2FH

9.00 am start

Speakers : Kevin Davis, Sonia Saxon and Vicky Collins Nattrass.

Attendance only £15-00 Attendance plus Exam £25-00

For Bookings contact Hayley Dodwell (bulldogclub@hotmail.co.uk)

For Information Lorraine Watkins (shipshape1@hotmail.co.uk)

Limited opportunity for group mentoring for Mentees that meet level 2 JEP



The Bulldog Breed Council DVD is available through the website.

An educational film explaining all the points in the Bulldog Breed Standard.

www.bulldogbreedcouncil.co.uk

A 'must' for any serious Bulldog fancier,

Join the Bulldog Breed Council Education Facebook Group:

EDUCATION STATION

EXTERNAL PARASITES ON DOGS

WHAT ARE EXTERNAL PARASITES ON DOGS?

External dog parasites live either on top of or within your dog's skin. A parasite benefits by deriving nutrients at it's hosts expense. Some external dog parasites may only cause superficial skin problems, but some may be carriers for other organisms that can be a problem in themselves.

FLEAS

The common name for the order Siphonaptera, In the majority of infestations, the fleas living on your dog are actually cat fleas. They can be found on any dog and appear as small brown fast-moving parasites that readily jump up to 150 times their body length.

Fleas can cause severe allergies in sensitive dogs resulting in a severe itch, hair loss (mainly down the back) and often a secondary skin infection. All pets in the household must be treated, not just the allergic ones. It is essential that the environment is also treated. It is advisable to ensure that any pet that has had contact with fleas is wormed against Dipylidium, a tapeworm that the fleas can carry.

As well as getting your pet treatment as soon as possible, it's important to remember that the parasites only spend a limited time on the animal. Their eggs tend to build up in cracks and crevices, such as down the sides of armchairs – and can survive for anything up to a year. So as well as treating your pet, carpets and furnishings, the home also needs to be treated with an aerosol spray at the earliest opportunity.

Other pets in the household should also be treated, but beware that dog flea treatments maybe toxic to cats and rabbits and vice-versa.

TREATMENTS

There is a vast array of products available in pet shops and supermarkets – but it's best to consult your vet as spot on treatments and medication in the form of tablets and injections are the only effective long-term methods of flea control. Before using any product, it's essential that you ask your vet for advice.

SPOT ON TREATMENT

Spot on products, whereby liquid is applied to the skin at the back of a pet's neck, have become a very popular – and effective – method of flea control. Some products contain substances that kill adult fleas, while others work by interrupting the development of fleas – and some do both. These treatments normally eliminate and prevent ear mites, too.

TABLETS

Flea medication administered in tablet or injection form is also a good option, if you find it difficult to give your pet a spot on treatment. It works by preventing the development of eggs into fleas, eliminating new generations all together.

EXTERNAL PARASITES ON DOGS

DOG FLEA TREATMENT COMBS

This is not an effective method of flea control, and is not preventative. But combs can be useful if you suspect your dog may have fleas, as you can only see them if your pet has lots. Use one of these fine-toothed combs on your dog over a clean white surface. If no fleas can be seen but you spot any small black specs, place these on damp cotton wool – if it is flea faeces, it will dissolve to leave red-brown marks, meaning it's likely your pet has fleas.

DOG FLEA TREATMENT POWDERS

Flea powders are only active for the few days that they remain on the coat and only kill adult fleas, not the larvae. For these reasons they have no long-term effect, so are not a good choice for treatment.

FLEA COLLARS

The collars have growth-inhibiting substances in them to stop fleas growing but most are not reliable enough. Some can also cause irritation to your pet. This method should only be used if it's a high-quality and safe product recommended by your vet.

DOG FLEA TREATMENT SHAMPOO

Again, not a long-term effective solution for combating fleas as it will only kill the fleas on your dog at the time of bathing and does not prevent them from redeveloping.

DOG FLEA TREATMENT HERBAL REMEDIES

These are ineffective and some – such as tea tree oil – can even be toxic to pets. Also, many of these have not been through the rigorous safety checks applied to the products recommended by a vet.

HOW DO I GET RID OF FLEAS IN THE HOME?

Thorough vacuuming followed by the use of an insecticide spray containing an insect growth regulator is a good way of eliminating fleas in the home and other areas. A single application can last for six months to a year. Great care should be taken not to allow products containing permethrin to come into contact with your dog and never use any spray in close proximity to a fish tank, as they are highly toxic to fish.

CAN DOG FLEAS LIVE ON HUMANS?

There are about 2,000 different types of fleas and only one of those can live on humans, so it is extremely rare. All other fleas cannot survive on human blood but can be transmitted from pet to pet by people, as they are capable of leaping long distances. They will however happily bite humans leaving itchy red spots.

EXTERNAL PARASITES ON DOGS

LICE

Mallophaga—Blood Sucking Louse

Lice are flightless ecto-parasites (external parasites), which infest domestic animals and humans. These are host specific parasites, which depend upon the skin debris to feed to that feed by sucking blood from the skin. Based on the feeding pattern, canine lice are divided in to two different types; biting or chewing lice. The blood sucking lice are part of the Mallophaga order while chewing lice belong to the Anoplura order. Particularly in dogs, Trichodectes canis and Heterodoxus spiniger are two common chewing or biting species of lice, while Linognathus setosus is the only blood sucking specie of lice, which infests pet dogs and causes clinical symptoms.

Anoplura - Chewing Louse

LIFE CYCLE AND TRANSMISSION

Lice are strictly host specific, i.e. they cannot fly, and cause no problems for accidental hosts, such as on cats or humans etc. These are transmitted by direct, physical contact only and only adult or advance larval stages of canine lice can be transmitted from one dog to another. These are wingless parasites, therefore they cannot fly and physical contact is necessary for their transmission. Common places/means of transmission are parks, walking trails, beddings and grooming instruments.

SYMPTOMS

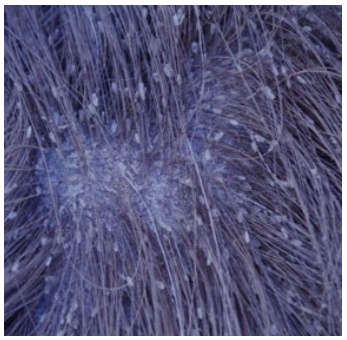

Nits or Eggs

Lice cause discomfort to the infested dog. The dog's coat will appear dry, scruffy and dull. Nits or eggs are sometimes mistaken for dandruff, and appear like white specks of sand. Itching and severe irritation are other notable signs, which cause stress and discomfort. This stress, discomfort and dry skin can trigger other underlying disorders, such s secondary microbial skin infections, symptoms usually appear on the head and ears as well as the rear shoulders and neck.

TREATMENT

Dog lice treatment or management of an infestation can be done with the help of sprays, dips, bathes and thorough cleaning of the skin. Therapeutic elimination is necessary for proper treatment and several anti-parasitic drugs can be used for this purpose.

These therapeutic agents, such as Pyrethrins, Permethrin, Lindane, Rotenone, Methoxychlor, Diazinon, Malathion or Coumaphos are commercially available in different formulations such as sprays, lotions, dips, dust and shampoos, with various therapeutic levels. Application of anti-parasitic/anti-lice preparation requires repeated doses in 10—14 days because all canine lice nits are usually not killed in a single application.

EXTERNAL PARASITES ON DOGS

TICKS

Ticks are spider-like arachnid small parasites that suck blood from other animals. They have eight legs with an egg shaped body, which will become larger and darker when filled with blood. Ixodes is the most common tick found in the UK.

Dogs often pick them up whilst walking in grassland, scrub and shrubs mainly between March and November.

They look like round, dark swellings attached to the skin and are often mistaken for growths.

LIFE CYCLE AND TRANSMISSION OF TICKS

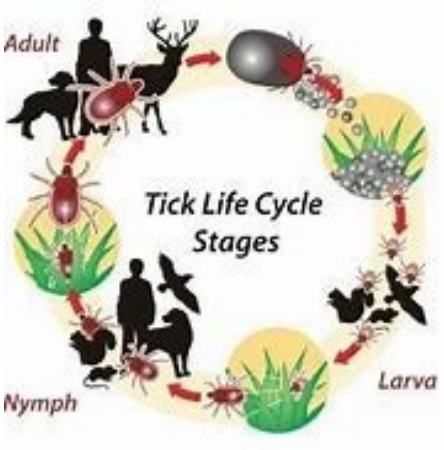

The most common ticks that prey on pets are the hard bodied ticks.

They have four life stages and require three different hosts to complete their development. The four stages are: egg, larvae, nymph and adult.

Generally, adult female hard ticks breed while on the host animal and then drop to the ground to lay eggs. A female lays several thousand eggs at a time, which will eventually hatch into the larval stage, known as seed ticks. At this stage of life, these small ticks (about 1/8-inch in size) have six legs.

Ticks can't jump, so they must find ways to attach to their hosts. They will use blades of grass and other vegetation to elevate themselves to the height where they can easily grasp onto passing animals such as small rodents or birds. Proximate biochemical signals, such as rising carbon dioxide levels emitted by a warm blooded mammal, alert the ticks to passing hosts.

This procedure is called "questing," and ticks use these behaviours to find their first host for an initial blood meal. After filling with blood over several days, the seed ticks fall to the ground again, where they moult (shed their outer skins) and become eight-legged nymphs.

The nymph will then lie in wait for a second host to attach to and engorge on blood. The nymphs prefer a larger animal as a host like maybe a rat. Following engorgement, nymphs drop to the ground where they moult yet again to finally become adult ticks.

The adult ticks then go on a hunt for a third, even larger host, such as a deer or dog, where they are able to feed and then breed, resulting in reproduction (i.e., eggs).

EXTERNAL PARASITES ON DOGS

COMPLETING THE CYCLE

Depending on the species of tick, the entire life cycle can take from two months to years to complete. There are some species of ticks that only require one host (or sometimes two) to complete their life cycle. Hard ticks will typically lay eggs on the ground in protected areas during the spring. The brown dog tick is the exception in that it may lay its eggs indoors. As ambient temperature and moisture levels rise, eggs hatch into larvae. Larvae feed and moult into nymphs during late summer.

TREATMENT

A number of flea treatments will protect against ticks, but if you encounter one on your dog, it's best to remove it carefully and completely. Know how to remove a tick safely before attempting it, as a poorly conducted removal can cause damage to your pet.

If you live an in area where ticks are prevalent, or if you are going to be taking your pet to a location that is known for ticks (e.g., wooded areas and open, grassy areas), protect your pet by applying a tick collar, a spot-on, or a spray to prevent ticks. Even with tick repellants, make sure to do a full inspection of your pet whenever he has been outside in an area known for harbouring ticks. Vigilance is the best protection against tick-borne diseases such as Lymes Disease.

EAR MITES

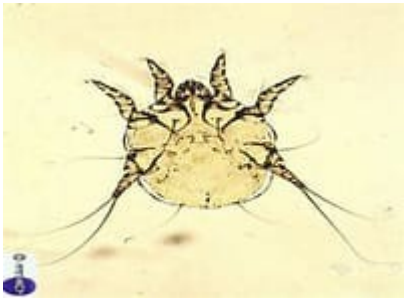

The most common ear mite in dogs is Otodectes cynotis, which feeds on the waxes and oils in the dog's ear canal. Odectes is a genus of parasitic mite in the superfamily Psoroptidae. There is a single species of mite in this genus, Otodectes cynotis. This mite is within the class Arachnida and sub-class Acari for mites and ticks. Otodectes are external parasites of dogs, cats and ferrets, but can be found on many other mammals.

Often a dark, black debris can be seen and if left untreated can lead to red, irritated and infected ears made worse by the dog's shaking and scratching.

TREATMENT

The three-week life-cycle can make treatment with drops lengthy and frustrating but spot-on flea treatments are available that with some ear cleaning make the problem easy to treat provided its caught early and no secondary problems e.g. infection has developed that would require veterinary treatment.

EXTERNAL PARASITES ON DOGS

CHEYLETIELLA

Often referred to as 'walking dandruff' because of the way the mite manoeuvers around beneath the keratin layer, pushing up scales of skin so that they seem to be moving, and leaving a dusty surface of skin scales on the surface of the hair. The mites generally cause moderate irritation, but in young animals this infestation can be more severe when coupled with skin abrasions, and an increased risk of infection due to an immature immune system. The Cheyletiella mite is a highly contagious, zoonotic (can transfer to humans) skin parasite. An infestation of the Cheyletiella mite is medically referred to as cheyletiellosis.

TREATMENT

This parasitic skin condition is similar to a flea infestation, and is treated with the same products, and with the same environmental methods used for exterminating fleas.

SARCOPTES OR SCABIES

Sarcoptic mange is a zoonotic disease or a disease transmissible from pets to people. It burrows into and completes its whole life-cycle in the skin. It may affect any dog and can bite people. It results in a very severe itch and the most common sites are the ears, elbows, armpits, hocks and underside of chest/abdomen.

SYMPTOMS

Many dogs will have balding ears with scaly edges that, when rubbed, are intensely itchy. Hair loss and infection quickly develop due to the scratching and prompt diagnosis and treatment is essential. Skin scrapes and blood tests can be used to diagnose. Often skin scrapes will give false negatives and the blood test results are not immediate, so treatment is often started based on the clinical signs.

TREATMENT

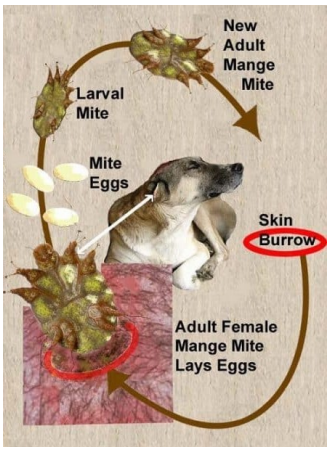

Dogs that have a non-seasonal form of sarcoptic mange will likely be treated with a scabicide—a drug that kills the itch mite. In some cases the animal will be dipped in a scabicidal shampoo to kill all of the mites living in its skin. Ongoing treatment is necessary to kill all of the mites as the eggs will take time to hatch and most treatments do not kill the eggs only the living mites. Treatment of this condition should be done under veterinary supervision and the dog's entire body must be treated to ensure the mites are eliminated.

Humans who come into contact with a dog infected with mange may develop a purplish rash on their arms, chest or abdomen,

EXTERNAL PARASITES ON DOGS

DEMODECTIC MANGE MITES

Demodectic mange mites are elongated and microscopic. They make up part of the microfauna of the dog's skin, and are not highly contagious. The disease occurs when the concentration of these mites increases, although it is not known for sure what causes this to happen. These mites produce the so-called demodectic mange, which can come in two varieties: localized and generalized:

- **Localized demodectic mange** is a mild problem that usually goes away on its own. Its symptoms include localized hair loss, flaking and dark spots.

- **Generalized demodectic mange** is a serious condition that can kill a dog. It is initially presented with localized hair loss, but over time collateral complications occur. The most common complication is the bacterial infection of the skin or pyoderma, including itching, swollen glands, discharge and bad odour.

TREATMENT

If localized, the problem is likely to resolve itself and disappear spontaneously, which happens in approximately 90 percent of cases. For severe generalized cases, long-term dog medications may be necessary to control the condition

There are now several treatments available for dog demodectic mange. The easiest are the isoxazoline flea and tick medicine for dogs. The frequency of dosing will depend on which brand is chosen, but it's typically one chewable tablet every 2-6 weeks for mange. An older type of medication, ivermectin, is very effective but requires daily dosing until the infection is controlled.

MYIASIS

Myiasis is a form of parasitism which is carried by dipterous larvae (neoptera insects) such as: flies, mosquitoes and even horseflies. They are laid in living or dead tissues of vertebrate animals, from which they feed. This process ensures their survival, growth and development.

SYMPTOMS

Ulcers, Boils, Skin irritation, Skin lesions, Movement of worms, Oedemas, Fever, Intense itching, Pain, Discomfort, Excessive licking, diarrhoea,

TREATMENT

Treatment of Myiasis in dogs should always be done under the supervision of a vet. These small carnivorous "worms" can cause secondary pathologies, so you should never try to cure Myiasis without the help of a specialist.

The first step in treating Myiasis in dogs is cleaning and disinfecting the area. Some specialists however choose to directly perform the extraction and clean the wound after.

INTERDIGITAL CYSTS

Interdigital Cysts form in between a dog's toes in the webbing that's found there. These can be extremely painful and can make it difficult for dogs to move about or walk. Apparently they are actually called Interdigital Furuncles and they are usually nodular lesions rather than cysts. (A furuncle, also known as a boil, is a painful infection that forms around a hair follicle and contains pus.)

Although these lesions could well be a type of furuncle, they could also be a totally different type of problem altogether, which is what makes treatment so difficult!

One of the most common causes of dogs developing interdigital cysts is because they have developed some sort of bacterial infection that's deeply embedded in the tissue found in between their toes. It could be that a foreign object has lodged itself in the tissue and this has then become infected, but this is quite rare. Dogs will lick and chew at the affected area of their foot which just makes the condition worse.

The reason they are more prone to developing the cysts between their toes is because the hair that grows in the webbing can easily get pushed back into hair follicles when dogs are running along. When the hair gets trapped in skin, it can cause an inflammation which can then lead to a bacterial infection flaring up.

Further potential causes of the condition are Demodicosis (mange) and sometimes Canine Atopic Dermatitis which causes the problem to flare up again and again.

Some breeds seem to be more at risk of developing 'bacterial interdigital furunculosis' than others and this is mainly due to the fact they have bristly, short hair growing in the webbing found between their toes or because the webbing is quite prominent. They may well develop the condition as result of both.

The breeds known to suffer from the condition the most include the Bulldog, Labrador and Shah Pei.

Bulldogs should typically have high knuckled 'cat feet' described in the Standard as 'toes compact and thick, well split up, making knuckles prominent and high'. It has been found that Bulldogs with flat or poorly constructed feet are more prone to this problem.

Flat or poorly constructed feet are more prone to this problem.

INTERDIGITAL CYSTS

DIAGNOSING THE PROBLEM

A vet would examine a dog's foot to determine if they are suffering from the condition. They would establish if the cause is a traumatic lesion or whether a foreign body has become lodged in between a dog's toes.

They would also check to see if the dog has developed follicular comedone cysts (Comedones are follicular retention cysts which may open directly to the surface) and neoplasia (Neoplasia occurs when there is an atypical proliferation of cell growth). This results in an abnormal tissue mass known as a neoplasm which luckily is very rarely seen in dogs.

The sort of tests a vet would do to establish a correct diagnosis may well include the following:

- Skin scrapings - this would check for demodex mites (demodex mites are tiny skin parasites that cause red, crusty, scaly skin and hair loss. Infestations tend to focus around the eyes and feet).
- Impression smears (This can easily detect excess Candida Albicans (Thrush))
- Fine needle aspirates (This involves using a thin hollow needle to remove samples of cells for laboratory testing)

If it is found that a foreign body is responsible, a vet would surgically remove this which is generally the case if the culprit is a grass seed or something similar.

Should the vet suspect the problem is palmar and plantar follicular cysts, they would recommend doing a skin biopsy. However, it's worth noting that lesions found in dog's paws are very often complicated because of secondary infections setting in. (Canine interdigital palmar and plantar comedones and follicular cysts is a recognized syndrome that may be a subtype of interdigital furuncles or a separate disease. Foreign body reaction to embedded keratin hair shafts is a major obstacle to resolution of infection .)

TREATMENT OPTIONS

In most instances, the condition can be treated with topical antibiotic ointments and oral antibiotics.

However, any treatment would depend on how deep an infection has gone which could see a dog needing longer term treatment.

Warm compresses and foot soaks have been found to be effective at treating interdigital furuncles. If lesions keep recurring, a vet would need to find out if there is an underlying cause which could well include the following:

INTERDIGITAL CYSTS

- Atopy (Canine atopic dermatitis - also known as atopy is a common itchy skin allergy in dogs caused by a disorder of the dog's immune system. It is an allergy to substances in the environment that are inhaled or absorbed by the skin. These substances are called allogens which cause the Immune system to over-react).

- Hypothyroidism (Hypothyroidism occurs when the thyroid gland does not produce enough hormones)

- Concurrent Malassezia infections (Bacterial culture and susceptibility is recommended to guide antimicrobial use)

With this said, antibiotic ointments although useful, cannot penetrate deep enough which is why vets prescribe a course of oral antibiotics. Owners must ensure a dog completes the recommended course for the antibiotic to be effective because all too often a dog might develop an interdigital furuncle again because the course of antibiotics was not completed or the doses were incorrect.

You will see from the above that diagnosis of Interdigital cysts is not at all straightforward, but we have anecdotal suggestions which may help in the short term. Obviously you will need to see your vet if these simple solutions don't work:

Before discussing home remedies, it's important to go over a few important details:

- You should never try to remove or pop a cyst at home. This increases chances of infection.
- None of the remedies in this article are known or proven to remove cysts completely. However they may help in indirect ways.
- Even if they're not yet proven to work, trying these remedies poses few risks if used correctly.

Alum for pickling, also known as aluminium potassium sulphate or potassium aluminium sulphate. Pour half a cup of boiled cooled water into a small container add 1 tsp alum. Mix and soak paw for a couple of minutes making sure it splashes over cyst. By the second day the cyst should be shrinking. After one week it may be one tenth of the size.

Canestan may help if it is a yeast infection.

Haemorrhoid cream may help to reduce the swelling.

Hot compress (Boiled water cooled to comfortable level) may reduce the thickness of liquid in the cyst.

Apple cider vinegar is another recommended natural remedy. It may help with cysts to a limited extent as it is antimicrobial. Mix equal parts boiled cooled water with apple cider vinegar.

Aloe vera has confirmed anti-inflammatory and antimicrobial properties. Both may help with pain and irritation in cysts.

Witch hazel may help due to its astringent and anti-inflammatory properties.

OBESITY IN BULLDOGS

THE BREED STANDARD

General Appearance
Smooth-coated, fairly thick set, rather low in stature, broad, powerful and compact. Head, fairly large in proportion to size but no point so much in excess of others as to destroy the general symmetry, or make the dog appear deformed, or interfere with its powers of motion. Face relatively short, muzzle broad, blunt and inclined upwards although not excessively so. Dogs showing respiratory distress highly undesirable. Body fairly short, well knit, limbs stout, well muscled and in hard condition with no tendency towards obesity. Hindquarters high and strong. Bitches not so grand or well developed as dogs.

Body
Chest wide, prominent and deep. Back short, strong, broad at shoulders. Slight fall to back close behind shoulders (lowest part) whence spine should rise to loins (top higher than top of shoulder), curving again more suddenly to tail, forming slight arch – a distinctive characteristic of breed. Body well ribbed up behind with belly tucked up and not pendulous.

Size
Dogs: 25 kgs (55 lbs); bitches: 23 kgs (50 lbs).

Illustration of a healthy, standard sized Bulldog, showing belly tucked up

Faults
Any departure from the foregoing points should be considered a fault and the seriousness with which the fault should be regarded should be in exact proportion to its degree and its effect upon the health and welfare of the dog and on the dog's ability to perform its traditional work.

There are several references to body type in the breed standard, all referring to a fit and agile dog that should be healthy and allow the dog to perform its original function.

This is often misunderstood and it is not uncommon to hear the words 'the dog needs more weight on it'.

From a showing point of view any decent judge can tell the difference between a rib cage covered in fat, and a deep and well ribbed body.

There is no reference to size in the breed standard, so occasionally a dog that very large in stature will weigh far more than the recommended weight. If the dog meets the standard, is balanced and not fat it may weigh more than recommended but will not look or behave like a fat dog.

Obesity is an increasing problem among our human population, and unfortunately it's the same for dogs; multiple studies have found that at least one in five dogs in industrialised countries are classified as obese. If your dog is obese, it will be at higher risk of a number of chronic and life-long conditions which it's important to be aware of.

OBESITY IN BULLDOGS

Your dog's likelihood of obesity

A dog is classified as obese when it reaches between 15% and 20% over its ideal weight (that is approx. 26.5 kg to 29 kg for a bulldog) or it's impossible to feel its ribs through its skin, fur and body tissue. Their breed, genetic makeup, age, sex, lifestyle, diet and whether they have been neutered or not will all contribute to the likelihood of your dog becoming obese.

For example, female dogs are more predisposed to weight gain, while obesity is twice as likely in neutered rather than unneutered dogs. Behavioural problems around food and your own feeding behaviour also have a significant impact on your dog's weight.

The risks of obesity in dogs

If your dog is overweight or obese, they are at greater risk of a number of serious and life-changing conditions:

- Significantly reduced life expectancy
- Cardio and respiratory problems (BOAS)
- Diabetes
- Reduction in immunity and therefore at risk of infections and other illness
- Osteoarticular diseases such as arthritis
- Cardiovascular disease
- Urinary calcium oxalate calculi

Dogs who are obese are also likely to be lethargic, lack motivation and energy, and exhibit poor levels of effort when it comes to exercise, play or activity. The dog is lethargic so cant exercise, so gains more weight and becomes more lethargic.

The Affect of Obesity on Boas

We know that weight affects tidal volume (the amount of air that moves in or out of the lungs with each respiratory cycle) but it also probably affects the upper airways too. We know from recent studies that even in middle aged dogs the Respiratory Function Grading Test score improves after weight loss.

Why does obesity in dogs cause these problems?

When a dog becomes obese, its body begins to store food and nutrients as fat because it's using less energy playing or moving than it's taking in through its diet.

This fat begins to infiltrate organs (such as the liver) meaning they function less effectively.

OBESITY IN BULLDOGS

Fat also begins to 'coat' the organs, placing greater pressure on them and reducing their ability to work well – for example, there's greater pressure on the arteries in an obese dog than a healthy dog, which means they're more likely to suffer with cardiovascular disease.

As your dog is carrying around more weight, it becomes increasingly difficult for them to move; their joints begin to suffer because they're not built to carry excess weight. Eventually, this can result in a vicious cycle where a dog doesn't want to exercise because it's uncomfortable but continues to eat the same diet and therefore gains weight, decreasing their desire to move.

How to help your overweight dog

The first step to helping your dog is visiting your vet, who'll be able to identify how overweight the dog is and what actions you should take to support its weight loss.

It's important you, as the owner, commit to helping your dog lose weight – that means sticking to a rigorous feeding schedule, avoiding giving your dog treats and table scraps, and keeping a close eye on their weight.

Your veterinarian will be able to recommend a feeding schedule based on any weight-loss diets they may prescribe.

Advice to start changing diet and habits

- increasing exercise (e.g. taking more frequent or longer walks, very gradually ,or taking up a canine activity such as agility or flyball once the dog has improved its fitness)
- looking at the type of food they eat, as well as their intake
- create a feeding plan
- incorporate regular visits to your vet for weight loss advice and to have free weight checks
- record your success

Fit healthy Bulldogs can happily compete in agility

Diet

Diets rich in protein and fibre but low in fat are typically recommended for weight loss, as it gives the dog the feeling of being full, but also provides them with more energy. Replacing traditional treats with carrot sticks is a great, healthy way to start. Ensure every family member is given their own pet feeding instructions and never leave any food lying around.

OBESITY IN BULLDOGS

When to feed

Divide your dog's daily amount into several meals and try not to feed them too late, as they won't burn many calories when sleeping.

New foods

Remember, when introducing a new food, do it gradually over a seven-day period, mixing new food with the old, and always check the daily recommended amount.

Don't give scraps

Avoid feeding any leftovers or scraps from the table. Always check the daily recommended feeding guide on the packaging and weigh out the daily amount at the beginning of the day. You can then give 'treats' from this amount during the day, so you don't overfeed.

A healthy fit dog is a happy dog.

WANDA

24th June 2006—8th July 2021

We told Wanda's amazing story last month. <u>This girl lived for 15 very active years.</u>

This is from Pam Castle, Wanda's owner / partner:

"I cringe when I think of how many (Bulldogs) are deemed lazy when I have to think they just might be bored with their life in the house, un-challenged.

Wanda did some things that showed great intelligence so we decided to do things with it …

There are some who seem to make it a point of pride to show how "lazy" or "stupid" their bull-dogs are. They expect them to park on the couch and be a living stuffed animal or some-thing. I think many think they are lazy because they feed them too much and it just doesn't feel very nice to do much when you are fat - so they park it and watch life go by.

In my mind, that is pretty heart-breaking. "

Pam Castle

CAN THEY DO IT???? YES THEY CAN!!!

Lucky is a 7 year old bulldog.

His owner decided as a puppy he was going to lead an active life.

He joined a flyball team competing against collies, spaniels and terriers.

His team were extremely successful.

After a dog attack Lucky could no longer compete in flyball but his owner, Emma Smith Scannell decided he still needed to have fun.

So.... he is now doing scent work, finding the scent quicker than the traditional scent breeds.

He can do these things because Emma always knew with good training bulldogs can be very active and she wanted him to have a happy and fulfilled life !

BULLDOGS ARE NOT COUCH POTATOES.THEY ARE WHAT WE MAKE THEM !!!

BULLDOG RESCUE & REHOMING AND THE EDWARD FOUNDATION

AN APPEAL

The Bulldog world, and indeed the world of dogs generally is facing a looming crisis.

In Bulldogs, we are very lucky to have two Rescue organisations, the **Bulldog Rescue & Rehoming charity**, and the **Edward Foundation**. They really need **YOUR** help now.

The lockdown due to Covid-19 has severely affected their fund-raising activities and events, and as a result both charities are getting short of money.

There are also a large number of people who have bought puppies as companion dogs during the lockdown period. However, situations are now changing and many people are finding that returning to work and their normal lifestyle means the relationship with their dog has altered

For the dog, this is devastating, and many of them find they are in Rescue.

Each dog is individual with individual problems, some overweight, some underweight, some over exercised as puppies and now suffering joint problems, some completely untrained, some suffering from a variety of conditions which need veterinary help.

However, one thing they are **ALL suffering from is fear and confusion** that the life they have known and the owner they have loved **has gone**.

We have an army of volunteers who help with these companion dogs; collecting them, loving them, caring and generally helping the Rescue organisations.

Even with all this help given freely, each dog has to be veterinary checked and treatment has to be paid for, as does their food and housing.

And so we are Appealing for funds:

A donation of any size at this particular time would help hugely.

You can donate as follows:

Bulldog Rescue & Rehoming: To donate £5 text BDRR01 to 70970 . Or donate directly from their website www.bulldogrescue.org.uk

Edward Foundation. Donate directly from their website: www.theedwardfoundation.co.uk

THANK YOU

WHERE TO BUY MY BULLDOG PUPPY

Do your research :

- Online
- Go to Dog Shows
- Talk to Breeders
- Find your local breed club on the Bulldog Breed Council website www.bulldogbreedcouncil.co.uk
- The Kennel Club: Assured Breeders Scheme

In doing your research to find a puppy, you may have come across adverts for dogs that have unusual colouring. Before deciding to buy one of these 'rare' coloured dogs, there are some things you need to know first.

Are they really rare?

No, a breeder may say these colours are rare, but that just means that the people who developed the breed preferred other colours. The term 'rare' is simply a tactic to make these dogs seem more special than others.

How much should they cost?

Your puppy shouldn't cost any more than other dogs in the breed. 'Rare' coloured dogs can be very fashionable, so just make sure the breeder cares about the puppy's health and future, and not just your money.

The Breeder

Puppies should always be bought from a responsible breeder who registers with the Kennel Club and does everything they can to make sure that the dogs they breed are happy and healthy, such as a Kennel Club Assured Breeder. You need to visit the puppy at home and meet their mum, just as you would with any other puppy.

Your puppy's health and happiness

Your puppy's mum and dad should be health screened for the same conditions as the other mums and dads in the breed. Their health and temperament should always be more important than their colour.

Key message.

Be sure to do your research before you buy a puppy. To find out more about a breed, or about unusual colours, speak to your local breed club or visit our

WHERE TO BUY MY BULLDOG PUPPY

Breed Information Centre.

Never buy from anyone you think hasn't taken every step to make a puppy's health their priority. If you suspect someone is a puppy farmer report them to the RSPCA, the police or your local authority.

Which puppy should I buy ?

Having checked the health certificates of the

parents you have stacked the odds in your favour for buying a healthy puppy.

- Look for a puppy with wide open nostrils.
- Clear round eyes
- A mobile tail, straight is better but as long as it is mobile it should be fine.
- A puppy should move freely and be able to stand easily on all four legs.
- A puppy should not have too many wrinkles. The wrinkle above the nose should not interfere with the eyes or nostrils.
- A puppy should be chunky but not excessively fat.
- Choose a puppy that has confidence and shows no sign of being timid.
- A puppy should have a clean, smooth and glossy coat.
- Visit several litters and talk to the breeders, make sure you are happy with your choice, this puppy could be a part of your family for over 10 years

WHERE TO BUY MY BULLDOG PUPPY

- You must see puppies in the home that they were reared.
- See puppies with their mother.
- Ask about the father of the puppies, if not on the premises, can you see pictures of him?
- Ask to see both parents Bulldog Breed Council Health Certificates.
- Learn about the Bulldog Breed Council Health Scheme

Bronze, Silver and Gold Level, for details of the scheme visit the Bulldog Breed Council Website (www.bulldogbreedcouncil.co.uk)

Your breeder should supply the following :

- KC Registration papers
- Microchip details
- Vaccination Certificate
- At least a weeks worth of food that your puppy is used to.
- A feeding guide
- The puppies worming history and advice.
- Exercise advice
- Grooming advice
- Socialisation Guide
- Some breeders will also give:
  - A familiar toy or blanket
  - A Kennel Club Pedigree

Consider if you really want a puppy or could you give a loving home to an older bulldog ?

Contact Bulldog Rescue www.bulldogrescue.org.uk

WHAT COLOUR SHOULD MY PUPPY BE

If you are looking to acquire a puppy, please be aware that every breed of pedigree dog has ideal colours described in its blueprint – the Breed Standard as laid down by the Kennel Club.

Before contacting any breeders about their puppies, please consult the breed club websites and the Breed Information Centre on the Kennel Club website for important information on the breed, including the ideal colours listed in the Breed Standard.

Beware of claims that puppies are a rare or exclusive colour, as well as inflated prices that reflect this 'rarity'. Sometimes these colours are not listed in the Breed Standard and are promoted by unscrupulous breeders who are following the latest fad or fashion.

Colours are also sometimes advertised as desirable when, in fact, the opposite is true and these are undesirable under the Breed Standard which strongly recommends that such colours should not be rewarded in the show ring.

The Breed Standard is the guideline which describes the ideal characteristics, temperament and appearance including the correct colours for a breed. Adherence to the Breed Standard ensures that good breeders' puppies are 'fit for function'.

The correct colours in the breed are listed in the Breed Standard, and, while other colours may exist, these are not recognised in the Breed Standard.

Unrecognised and undesirable colours may have occurred due to outcrossing and should be avoided if they are known to indicate conditions which may be detrimental to health.

Where a colour is known to be detrimental to health, the Kennel Club will refuse registration. It should be noted that the Kennel Club will not accept applications to register a litter where both parents are the colour merle, regardless of whether that colour is listed for the breed. This is due to health considerations

Buying a puppy is a very exciting time for any family and should never be undertaken lightly nor based upon one factor alone, such as coat colour. The Standard colours for bulldogs are

Brindle,
Brindle and White,
Fawn,
Fawn and White,
Fawn Brindle,
Fawn Brindle and White,
Red,
Red and White
Red Fawn
White
White and Brindle
White and fawn
White and Red

Bulldog Breed Standard Colours:

"Whole or smut, (i.e. whole colour with black mask or muzzle). Only whole colours (which should be brilliant and pure of their sort) viz., brindles, reds with their various shades, fawns, fallows etc., white and pied (i.e. combination of white with any of the foregoing colours). **Dudley, black and black with tan highly undesirable."**

Any other colour is Non standard and is not recognised by The Kennel Club.

Merle Bulldogs will not be registered by The Kennel Club.

Any decision should be based upon a number of factors in order for a puppy buyer to make an informed choice which must have responsible dog ownership at its heart. Temperament and health must be major considerations and owners must be committed to the dog for the whole of its lifetime. Where puppy buyers make a decision based upon one factor alone such as coat colour there is the potential for welfare problems due to dogs being rehomed when the buyer decides their purchase is not suitable for their lifestyle after all. Don't let this be you.

CORRECT BULLDOG COLOURS

This is the Bulldog Breed Standard colours paragraph:

Colour

Whole or smut, (i.e. whole colour with black mask or muzzle). Only whole colours (which should be brilliant and pure of their sort) viz., brindles, reds with their various shades, fawns, fallows etc., white and pied (i.e. combination of white with any of the foregoing colours). **Dudley, black and black with tan highly undesirable.**

WHOLE OR SMUT

BRINDLE

RED

WHITE

PIED

(white with any of the permitted colours).

FAWN

NON STANDARD COLOURS

Remember <u>why</u> the colours Black, black with tan and Dudley are described in the Bulldog Breed Standard as 'highly undesirable'. Merle, of course is completely KC prohibited due to the health implications

TRI COLOURED

BLACK WITH TAN

MERLE

BLACK AND WHITE

BLUE, LILAC OR LAVENDER

Your Responsibilities As A Dog Owner

Owning a dog brings a great deal of enjoyment but also carries many responsibilities. In addition to knowing the laws linked to dog ownership, it's also important that you also know how to be a responsible dog owner.

Do keep your dog under effective control

When walking your dog, it is important to respect **the dog walking code** and keep your dog under 'effective control'.

'Effective control' is defined as:

a) Dog is kept on a lead whether fixed or extendable, or
b) If not on a lead, the person in charge of the dog remains aware of its actions and the dog will return to him reliably and promptly on command
Take particular care that your dog doesn't scare sheep and lambs, or wander where it might disturb birds that nest on the ground and other wildlife.

See below for more information regarding livestock worrying**.**

Do not let your dog:
- roam freely in grazed fields or through crops
- chase livestock or wildlife

roam the streets or countryside unsupervised

Don't take your dog to places they are explicitly barred

These might include children's play parks, some shops and certain beaches.
Local authorities can also introduce public space protection orders (PSPO) that restrict access for dogs in specified areas.

Public space protection orders can impose a range of restrictions. Common proposals include:
- excluding dogs from an area
- requiring dogs to be on a lead in an area
- restricting the number of dogs one person can walk
- being able to show you have the 'means to pick up' i.e. having a dog poo bag with you
- excluding dogs at specific times or during the summer season

Most places where restrictions apply will have signs. Local authorities should publicise any restrictions on their website.

Your Responsibilities As A Dog Owner

Do make sure your dog is microchipped

It is now compulsory to microchip your dog by law. It's also compulsory for you to keep your contact details up to date at all times. If the worst happens and your dog goes missing, your pet's microchip will only help reunite you if your contact details are correct.
Your vet or breeder should be able to let you know which service your pet's microchip is linked to.

Do attend regular dog training classes

Find a local dog training club near you that is offering dog training classes. Its worth checking The Kennel Club Good Citizen Dog Scheme.
Keep attending classes, so that your dog continues to learn, evolve and practice their new skills.

Do clean up after your dog

Carry poo bags with you at all times.

Simply keep a plastic bag in your pocket when out walking.

Owners will be fined if they allow their dog to foul and do not clear up in designated areas (Anti-social Behaviour, Crime and Policing Act 2014 (England and Wales), Dog Fouling (Scotland) Act 2003,
The Litter (Northern Ireland) Order 1994).

Do exercise your dog regularly

Give your dog the correct amount of exercise and play it that needs.

Puppy Bulldogs need very short lead walks and garden play, slowly building up as he matures.

Do keep your dog fed and groomed

You need to feed your dog a balanced, nutritious diet with adequate food and water.
It's also important to groom your dog regularly.

Do keep your dog healthy

It is important to:

- register your dog with your local vet, attend annual health checks and ensure your dog is adequately immunised/vaccinated
- worm your dog routinely
- take out veterinary insurance to cover any unforeseen injuries or illnesses
- consider that adult dogs of either sex can be neutered at maturity to avoid unwanted puppies

Your Responsibilities As A Dog Owner

Do make sure you know where your dog is at all times

It can be very dangerous if your dog tries to escape while you are away from home and they are alone. Your dog is in danger of being injured, causing a nuisance, or even being taken.

Don't forget to make plans for your dog when you are on holiday
When planning your holidays, make sure you consider your dogs. When possible, why not include them?
If you must leave your dog behind, make suitable arrangements for your dog in good time. If you're going to book them into kennels, ensure all vaccination certificates are up to date.

Do check post-Brexit guidance on travelling with your dog

Following the end of the Brexit transition period on 1 January 2021, rules regarding travelling with your pet will change You can find all the relevant details on the Kennel Club website.

Do insure your dog

Consider either third party legal liability insurance or take out specific canine insurance, just in case your dog causes damage. It is also advisable, with spiralling vet bills to insure against accident and illness.

Do respect others

Not everybody loves dogs. Only a minority of the population are dog owners. Respect the views of others and make sure you don't upset anyone who may not like dogs when you are out and about.
Try to stop your dog from barking too much or being an inconvenience - remember those around you.

Don't leave your dog unattended in a vehicle

Dogs die in hot vehicles, even when the weather outside doesn't feel so warm to us. NEVER leave your dog unattended in the car, cracking the window open doesn’t make any difference in the heat of summer.

Do teach your children and others how to interact with your dog

Everyone who interacts with your dog on a regular basis, especially children, needs to be taught that the puppy is not a toy or doll. Dogs and puppies should not be disturbed when resting or sleeping, carried around or dressed up - all of these things can make your puppy snappy and grumpy.
Teach your kids about responsible dog ownership. See further information below.

Do make sure your dog has identification tags

The Control of Dogs Order 1992 requires that any dog in a public place must wear a collar tag with the name and address of the owner written on it. Your telephone number is optional. You can buy dog tags from our online shop.

Your Responsibilities As A Dog Owner

The Dog Walking Code:

The Dog Walking Code For safe and happy walks with your dog, and to avoid causing problems for others:

1. Ensure your dog is under effective control, which means:
    - You have a short lead with you and use it when needed (e.g. around live-stock, near cliff edges or where signage requests it) l
    - You do not let your dog off the lead unless you keep it in sight and close enough to come back to you on command

2. Prevent your dog from approaching horse riders, cyclists, or other people and their dogs uninvited.

3. Keep your dog with you on paths or access land and don't let it stray into crops including fields of grass, fruit and vegetables.

4. Never let your dog worry or chase wildlife or livestock. Follow advice on local signs to reduce disturbance to plants and animals.

5. Stay SAFE around farm animals and horses:
    - Stop, look and listen before entering a field; be aware of any animals present l
    - Always keep your dog on a short lead
    - Find the safest route around animals, giving them plenty of space and using paths or access land where possible l
    - Exit the area calmly and quickly if threatened.

6. Always bag and bin your dog's poo wherever you are. You can use any public waste bin or your bin at home.

7. Never leave bags of dog poo lying around, even if you intend to pick them up later. Containers and deodorised bags can make them easier to carry.

8. Ensure your details are on your dog's collar and it is microchipped, so you can be reunited quickly if it is lost.

9. Keep your dog's vaccinations and worming up to date. Ask your vet for more in-formation.

10. Contact your local authority, or look out for signs, to get more information about what to do and where to go in your area

Your Responsibilities As A Dog Owner

Livestock Worrying

Livestock worrying under UK law covers attacking or chasing livestock.

Legally, a dog must be on a lead or otherwise under close control in a field or enclosure in which there are sheep.

Livestock worrying has a substantial financial and emotional impact on farmers.

Police statistics show around 7 in 10 livestock worrying incidents are caused by unaccompanied dogs, i.e. strays and owners allowing dogs to roam. For north Wales this rises to 89%.

Despite numbers of those visiting the countryside with dogs peaking in the summer months, and sheep numbers being around 70% higher in summer than winter, there appears to be no associated rise in attacks. Police statistics show no significant difference in the number of incidents reported between the six months of Mar-Aug and of those between Sep-Feb.

Overwhelmingly public messaging and media coverage of livestock worrying has focussed on keeping dogs on a lead around livestock. A recent NFU Mutual survey found that this message is succeeding, with 95% of dog walkers putting their dogs on a lead when seeing signs that livestock are present in a field.

However, it is imperative that the on-lead message is not taken too far. Whilst dogs should be kept on leads around livestock, they must also be able to be exercised off lead. Without sufficient off-lead exercise, dogs will likely be bored, have excess energy and be at a greater risk of straying.

Walking your dog in the countryside

Stay safe around farm animals and horses:

- Stop, look and listen before entering a field; be aware of any animals present
- Always keep your dog on a short lead
- Find the safest route around animals, giving them plenty of space and using paths or access land where possible

Child safety around puppies and dogs

Taking care of a dog is an excellent way of teaching a child to take responsibility, express empathy, get some exercise and to have fun. Dogs can also significantly help to raise children's self-esteem.

But it is the responsibility of adults, especially parents, to make sure that these valuable child/dog relationships are nurtured and that everyone is happy living together. When introducing either a new puppy or a new baby into the family, it is important to follow the steps below to make sure there are no issues.

Your Responsibilities As A Dog Owner

Playing with your puppy

Most dog biting incidents happen in the home, however with these simple steps we can avoid any problems.

- Never let children ambush or force themselves on the puppy. If they want to play, the puppy should be invited over, but if the puppy doesn't want to go to them, do not let the children force the issue. Children should be made to understand the importance of having 'quiet time' with the puppy, and to give it space, peace and quiet when the puppy needs time out

- Toddlers and young children often unwittingly encourage puppies to chase and play bite them, so you should only let them interact under your supervision. Keep them apart (use a child-gate or playpen) if one or the other is over-excited, and never leave them alone together

- However, even older children (and some adults!) can be excitable and inconsistent with puppies, over-stimulating the puppy one minute, and then telling it off the next. Children (and puppies) are not known for their patience, so both need to be taught how to be gentle with each other

Interacting with your puppy and other dogs

Your children should be taught that the puppy is not a toy or doll, and should not be disturbed when resting or sleeping, nor should it be picked up too frequently as this can make it grumpy and snappy.

Most puppies dislike close face-to-face contact unless they have instigated it themselves, so keep faces away from the puppy's face.

ALWAYS REMEMBER:

- Children have to be 10 years old or over to be legally responsible for a dog outside their homes

- When interacting with other dogs, children should learn to ask the dog's owner permission before petting their dog.

I

Your Responsibilities As A Dog Owner

Introducing Your Baby Into the Family

The introduction of a new family member can be a baffling time for your dog but there are a number of steps that you can take, both before the arrival of your new baby, and when you bring them home, which will help to ease the transition and ensure the relationship is a happy and safe one.

Make sure that your dog is well trained **-** they should know to not jump up and should respond to basic obedience commands such as 'sit', 'stay' and 'come', whilst also knowing and understanding the word 'no'.

If your dog has not mastered basic obedience, he will need to attend training classes.

Get your dog accustomed to the new routine they will experience when the baby arrives. This might mean getting them used to being alone for short periods of time while you are in another room or out of the house

Get your dog used to unfamiliar objects that will come with the baby's arrival. This may include getting your dog used to walking well next to a pram, and seeing the cot and playpen. It's also important that your dog realises that the baby's toys don't belong to them

If there are areas of the house that will be out of bounds when the baby arrives, put this in place long before you bring baby home. You don't want your dog associating the baby's arrival with the removal of privileges that they used to enjoy

Ensure that your dog's worming, vaccinations and flea treatments are all up to date.

When baby arrives

When bringing the baby home from hospital, mum should greet the dog first as they will be delighted to see her after she's been away, while the baby is bought in calmly afterwards Include, don't exclude.

Reward your dog for approaching the baby calmly and gently. Don't shout at him for getting it wrong or for trying to get your attention. Gently show your dog the right way to behave

Teach your dog to stay behind a baby gate or in a crate, encouraging them with treats and praise. This will keep them away from the baby but they will still be able to see what is going on. If you can teach this before the baby arrives that will make the transition much easier.

Keep your dog busy with interactive toys like a stuffed Kong while you are busy with the baby Your dog will still need plenty of exercise and interaction to stop them getting bored and frustrated

Never, ever leave dog and baby alone together

As the baby grows, it is important for them to know how to behave around dogs.

Have you ever considered Rescue and maybe rehoming a Bulldog.

We have 2 Bulldog Rescue Charities:

Bulldog Rescue

Both of these charities do amazing work on behalf of the Bulldog Breed. Unfortunately this year, their fund raising activities have been severely disrupted due to the Covid pandemic.

For details on how to contact them, or to make a donation, please go directly to their websites.

Do you need specific advice about a condition or problem your bulldog displays?

Bulldog Rescue are putting together a Bulldog Guide, aimed primarily at those that adopt dogs from us with specific issues, it's hoped that this section of our web site will go a long way to help all bulldog owners around the world. This Free Guide will be updated with articles on a regular basis and we want to know what you want to know.

In the pipleline

- Living with an epileptic Bulldog
- Living with an incontinent Bulldog
- Our Guide to avoid your dog being stolen

What would you like to add? Just go to the Bulldog Rescue site, and let them know.